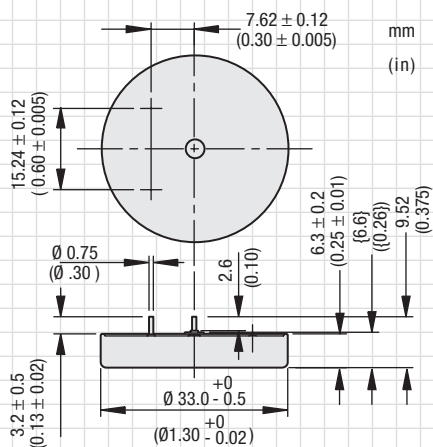


SPECIFICATIONS HP-5134

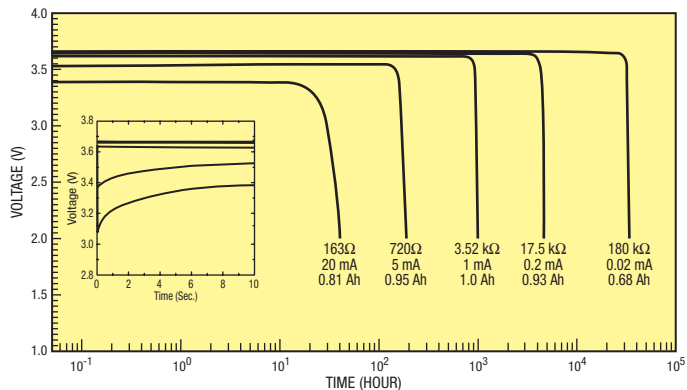
Typical values for batteries stored at 20°C for one year

Nominal Capacity (At 1mA/20°C/68°F/2.0V Cut-Off)	1.0 Ah
Open Circuit Voltage (At 20°C/68°F)	3.67 V
Nominal Voltage (At 1mA/20°C/68°F)	3.6 V
Maximum Continuous Current	10 mA
Rated 1 Sec. Pulse Capability (To 3V)	20 mA
Operating Temperature Range	-55° to +85°C (-67° to +185°F)
Weight.....	8.5 g (0.30 oz)
Anode Surface Area	5 cm ² (0.78 in ²)
Volume	5.6 cm ³ (0.87 in ³)
Diameter (Max)	33.0 mm (1.30 in)
Height (Max)	6.6 mm (0.26 in)

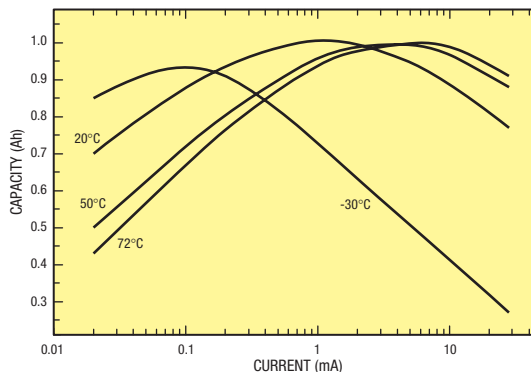
PRODUCT SCHEMATIC



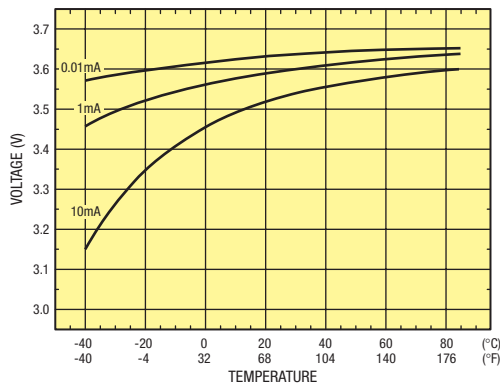
DISCHARGE CHARACTERISTICS AT +20°C (68°F)



CAPACITY vs. CURRENT



TEMPERATURE vs. OPERATING VOLTAGE



WARNING: Fire, Explosion And Severe Burn Hazard. Do Not Recharge, Crush, Disassemble, Heat Above 212°F (100°C), Incinerate Or Expose Contents To Water

EaglePicher is breaking from tradition with the HIGH POWER (HP) Series. Designed to compliment the KEEPER line, the HP Series offers additional options to the electronics design engineer. Component material compatibility ensures high quality hermetic designs, which offer a shelf life in excess of 15 years. When a wafer cell design is preferred, the EaglePicher HP Series will have a cell to match your requirements.

WE CAN DESIGN TO FIT ANY APPLICATION.

Our team of engineers can design any pin configuration required to fit your specialized application. If you don't see a battery configuration you need here, call us and we will begin working on a EP part number just for you.

The specifications on this sheet may be changed by EaglePicher without notice.
EaglePicher™ is a trademark of and Keeper® is a registered trademark of EaglePicher Corporation.

HP SERIES PRODUCT FEATURES

- Compliant with lead-free RoHS and WEEE EC directives.
- Stainless steel construction provides corrosion resistance, hermetic seal and structural integrity.
- Years of low rate continuous use.
- Stand-by use with 80% capacity retention after 15 years at room temperature.
- Highly efficient utilization of valuable board space.
- Wave solderable (limit solder bath exposure to a maximum of 5 seconds).
- High energy density compared to other chemistries.
- No charging circuits required.
- Higher cell voltage allows for fewer cells and high reliability.
- Flat discharge characteristics provide optimum voltage regulation.
- Non-pressurized system allow for high temperature usage.
- Ship unrestricted. IATA No. UN3090.
- Underwriters Laboratories recognized component.

DISTRIBUTED LOCALLY BY:

EaglePicher™ Commercial Power Solutions

Keeper®

3220 Industrial Drive • Joplin, MO 64801

Tel: 1-800-201-0215 • Fax: 417-626-2078

E-mail: solutions@eaglepicher.com • Web site: www.epcompower.com

Copyright ©2006 EaglePicher Corporation